
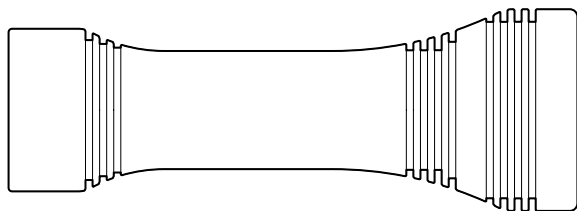


EXPOSURE MARINE



CHARGING

Charge your light fully before first use

WARNING: Ensure your light is totally dry and salt free prior to charging. Charging when wet will void any warranty.

1. Connect magnetic charger.
2. The bi-colour battery indicator will flash green whilst charging.
3. When the battery is fully charged the LED will turn solid green.
4. Charge time: 3 hours from a 1500mA power source.

LIGHT OPERATION

LIGHT OPERATION	ACTION
TURN ON	From off, double press the button, the light turns on in brightest setting.
CHANGE BRIGHTNESS	Single press the button, the bi-colour will indicate which brightness is entered for 3 seconds then revert to battery indication.
SWITCH OFF	Press and hold the button for 1s.
STROBE	From on, press and hold the button, release on the first flash.
SOS	From on, press and hold the button, release on the second flash.

BATTERY FEEDBACK

The colour of the bi-colour indicates the approximate percentage of battery power left.

BI-COLOUR BATTERY INDICATOR	BATTERY %
GREEN	100 - 50
AMBER	50 - 25
RED	25 - 10
RED FLASH	10 - EMPTY

When the battery only has 5% charge remaining the light will automatically switch to the low setting and the function button will flash red.

OUTPUTS AND RUNTIMES

Output (lumens) / Run Time (hours)					
	High	Medium	Low	Strobe	SOS
ACTION 1-9	1000 / 1.5	500 / 3	250 / 6	30	11
ACTION 1-9 SEARCH2	1100 / 4	500 / 9	250 / 15	80	28

TECHNOLOGIES/FEATURES


SOS

For Emergency situations and fast identification

ITM

Patented circuitry within the light will reduce power to the LEDs if they go beyond the optimum temperature. This maintains efficiency, maximising output and battery capacity. Once the light has cooled, the power is automatically restored.

WARNING

 Exposure Marine lights are very powerful lighting systems, please take care when operating. Do not look directly into the light or shine directly at others.

Exposure Marine / Ultimate Sports Engineering Ltd. accept no liability for any injuries or other damages arising from the use of their product in any circumstances.

NOTE: Patents apply.

WARRANTY & SERVICE

Please do not send any products back to us without contacting our service team first to discuss your issue and for a valid returns number.

All our lights come with a 2 year warranty.

If you have a servicing or technical question you can contact us using the information below. If you return your light for repair, no work will be carried out until you have been contacted with the cost for the repair. If you are outside of the UK it would be quicker in the first instance to contact your local distributor.

+44 (0)1798 839300

service@use.group

