REVO 5 LOGIC TABLE

PROGRAM 2
MTB MODE

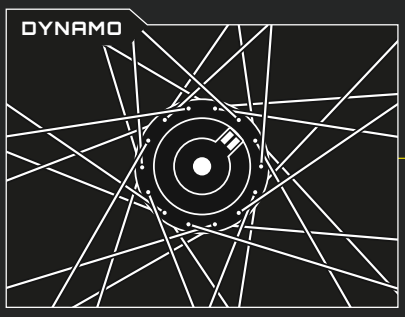



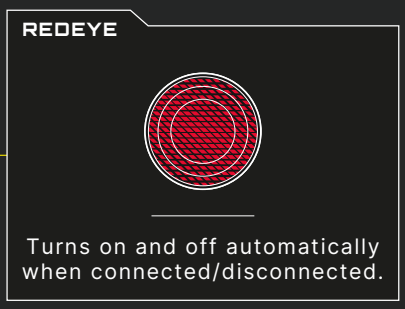

LIGHT

ON

All power from inputs: dynamo, internal battery and power bank, goes to maintain light output set by the user.

Any surplus will charge the internal battery

OFF

When receiving dynamo power the bicolor on the rear of the product will flash. The flashed color will signify battery percentage (fuel gauge).

BATTERY

<10%

When at 10% battery and depleting; the light will flash every 30 seconds to signify it is low.

When down to 5%, battery reserve mode will engage. This will give you approximately an hour at that output.

Whilst in reserve you cannot change the mode. You will need to turn the Revo off, charge it, then turn back on .

FULL

Once the Revo's battery is charged the PCB will reduce the input taken from the dynamo and power bank by the amount that was previously being used to charge the battery.

The Revo will never give charge in this program, only receive

If the Revo is receiving but not consuming/outputting charge; the front light will come on to use excess power that cannot be ignored by the Revo.

STAND LIGHT

When Revo stops receiving dynamo power the battery will maintain the low constant output and flashing RedEye (if fitted).

Output will be maintained until the battery is fully depleted or the user turns the Revo off and unplugs the RedEye.